

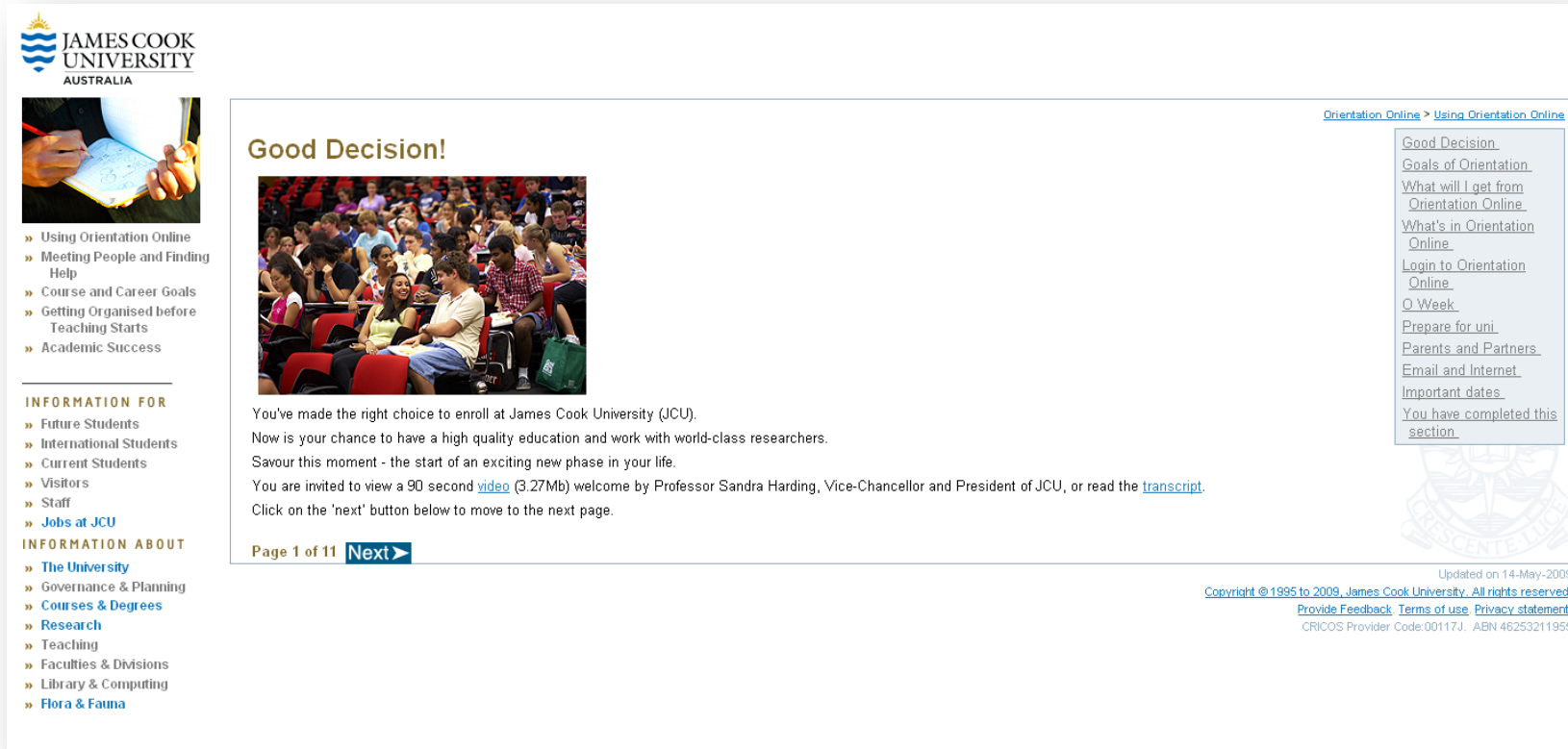
Orientation Online

A new program at James Cook University to help commencing students prepare for study

Elizabeth Smyth

Starting Orientation Online

- <http://www.jcu.edu.au/student/orientation>
- URL provided in offer pack



The screenshot shows the James Cook University Orientation Online page. The header includes the JCU logo and the text 'JAMES COOK UNIVERSITY AUSTRALIA'. The main content area is titled 'Good Decision!' and features a photo of a diverse group of students in a lecture hall. Below the photo, the text reads: 'You've made the right choice to enroll at James Cook University (JCU). Now is your chance to have a high quality education and work with world-class researchers. Savour this moment - the start of an exciting new phase in your life. You are invited to view a 90 second [video](#) (3.27Mb) welcome by Professor Sandra Harding, Vice-Chancellor and President of JCU, or read the [transcript](#). Click on the 'next' button below to move to the next page.' At the bottom left, there is a 'Page 1 of 11' indicator and a 'Next >' button. The right sidebar contains a list of links: 'Good Decision', 'Goals of Orientation', 'What will I get from Orientation Online', 'What's in Orientation Online', 'Login to Orientation Online', 'O Week', 'Prepare for uni', 'Parents and Partners', 'Email and Internet', 'Important dates', and 'You have completed this section'. The footer includes copyright information: 'Copyright © 1995 to 2009, James Cook University. All rights reserved.' and links for 'Provide Feedback', 'Terms of use', and 'Privacy statement'. It also mentions 'CRICOS Provider Code: 00117J' and 'ABN 46253211955'.

JAMES COOK
UNIVERSITY
AUSTRALIA

» Using Orientation Online
» Meeting People and Finding Help
» Course and Career Goals
» Getting Organised before Teaching Starts
» Academic Success

INFORMATION FOR
» Future Students
» International Students
» Current Students
» Visitors
» Staff
» Jobs at JCU

INFORMATION ABOUT
» The University
» Governance & Planning
» Courses & Degrees
» Research
» Teaching
» Faculties & Divisions
» Library & Computing
» Flora & Fauna

Good Decision!

You've made the right choice to enroll at James Cook University (JCU).
Now is your chance to have a high quality education and work with world-class researchers.
Savour this moment - the start of an exciting new phase in your life.
You are invited to view a 90 second [video](#) (3.27Mb) welcome by Professor Sandra Harding, Vice-Chancellor and President of JCU, or read the [transcript](#).
Click on the 'next' button below to move to the next page.

Page 1 of 11 [Next >](#)


Orientation Online > Using Orientation Online

[Good Decision](#)
[Goals of Orientation](#)
[What will I get from Orientation Online](#)
[What's in Orientation Online](#)
[Login to Orientation Online](#)
[O Week](#)
[Prepare for uni](#)
[Parents and Partners](#)
[Email and Internet](#)
[Important dates](#)
[You have completed this section](#)

Updated on 14-May-2009
Copyright © 1995 to 2009, James Cook University. All rights reserved.
[Provide Feedback](#) [Terms of use](#) [Privacy statement](#)
CRICOS Provider Code: 00117J. ABN 46253211955

What's in Orientation Online

- 5 modules
- Text, video, activities, demos, podcasts




» Using Orientation Online
» Meeting People and Finding Help
» Course and Career Goals
» Getting Organised before Teaching Starts
» Academic Success

INFORMATION FOR
» Future Students
» International Students
» Current Students
» Visitors
» Staff
» [Jobs at JCU](#)

INFORMATION ABOUT
» [The University](#)
» Governance & Planning
» [Courses & Degrees](#)
» [Research](#)
» Teaching
» Faculties & Divisions
» Library & Computing
» [Flora & Fauna](#)

What's in Orientation Online?



Orientation Online consists of 4 modules designed for you to complete in any order:


- Meeting People and Finding Help
- Course and Career Goals
- Getting Organised
- Academic Success

Throughout the program, you will see videos, text, demonstrations, exercises, and podcasts.

[<Previous](#) [Page 4 of 11](#) [Next>](#)

[Orientation Online > Using Orientation Online](#)


- [Good Decision](#)
- [Goals of Orientation](#)
- [What will I get from Orientation Online](#)
- [What's in Orientation Online](#)
- [Login to Orientation Online](#)
- [O Week](#)
- [Prepare for uni](#)
- [Parents and Partners](#)
- [Email and Internet](#)
- [Important dates](#)
- [You have completed this section](#)



Updated on 14-May-2009
Copyright © 1995 to 2009, James Cook University. All rights reserved.
[Provide Feedback](#) [Terms of use](#) [Privacy statement](#)
CRICOS Provider Code: 00117J. ABN 46253211955

What's in Orientation Online

- Module 1: Using Orientation Online
- Text, video, activities, demos, podcasts




» Using Orientation Online
» Meeting People and Finding Help
» Course and Career Goals
» Getting Organised before Teaching Starts
» Academic Success

INFORMATION FOR
» Future Students
» International Students
» Current Students
» Visitors
» Staff
» [Jobs at JCU](#)

INFORMATION ABOUT
» [The University](#)
» Governance & Planning
» [Courses & Degrees](#)
» [Research](#)
» Teaching
» Faculties & Divisions
» Library & Computing
» [Flora & Fauna](#)

What's in Orientation Online?



Orientation Online consists of 4 modules designed for you to complete in any order:


- Meeting People and Finding Help
- Course and Career Goals
- Getting Organised
- Academic Success

Throughout the program, you will see videos, text, demonstrations, exercises, and podcasts.

[<Previous](#) [Page 4 of 11](#) [Next>](#)

[Orientation Online > Using Orientation Online](#)


- [Good Decision](#)
- [Goals of Orientation](#)
- [What will I get from Orientation Online](#)
- [What's in Orientation Online](#)
- [Login to Orientation Online](#)
- [O Week](#)
- [Prepare for uni](#)
- [Parents and Partners](#)
- [Email and Internet](#)
- [Important dates](#)
- [You have completed this section](#)



Updated on 14-May-2009
Copyright © 1995 to 2009, James Cook University. All rights reserved.
[Provide Feedback](#) [Terms of use](#) [Privacy statement](#)
CRICOS Provider Code: 00117J. ABN 46253211955

What's in Orientation Online

- Module 2: Meeting People and Finding Help
- Text, video, activities, demos, podcasts



» Using Orientation Online
» Meeting People and Finding Help
» Course and Career Goals
» Getting Organised before Teaching Starts
» Academic Success


INFORMATION FOR

- » Future Students
- » International Students
- » Current Students
- » Visitors
- » Staff
- » [Jobs at JCU](#)

INFORMATION ABOUT

- » [The University](#)
- » Governance & Planning
- » [Courses & Degrees](#)
- » [Research](#)
- » Teaching
- » Faculties & Divisions
- » Library & Computing
- » [Flora & Fauna](#)

What's in Orientation Online?



Orientation Online consists of 4 modules designed for you to complete in any order:


- Meeting People and Finding Help
- Course and Career Goals
- Getting Organised
- Academic Success

Throughout the program, you will see videos, text, demonstrations, exercises, and podcasts.

[<Previous](#) [Page 4 of 11](#) [Next>](#)

[Orientation Online > Using Orientation Online](#)


- [Good Decision](#)
- [Goals of Orientation](#)
- [What will I get from Orientation Online](#)
- [What's in Orientation Online](#)
- [Login to Orientation Online](#)
- [O Week](#)
- [Prepare for uni](#)
- [Parents and Partners](#)
- [Email and Internet](#)
- [Important dates](#)
- [You have completed this section](#)



Updated on 14-May-2009
Copyright © 1995 to 2009, James Cook University. All rights reserved.
[Provide Feedback](#) [Terms of use](#) [Privacy statement](#)
CRICOS Provider Code: 00117J. ABN 46253211955

What's in Orientation Online

- Module 3: Course and Career Goals
- Text, video, activities, demos, podcasts




» Using Orientation Online
» Meeting People and Finding Help
» Course and Career Goals
» Getting Organised before Teaching Starts
» Academic Success

INFORMATION FOR
» Future Students
» International Students
» Current Students
» Visitors
» Staff
» [Jobs at JCU](#)

INFORMATION ABOUT
» [The University](#)
» Governance & Planning
» [Courses & Degrees](#)
» [Research](#)
» Teaching
» Faculties & Divisions
» Library & Computing
» [Flora & Fauna](#)

What's in Orientation Online?



Orientation Online consists of 4 modules designed for you to complete in any order:


- Meeting People and Finding Help
- Course and Career Goals
- Getting Organised
- Academic Success

Throughout the program, you will see videos, text, demonstrations, exercises, and podcasts.

[<Previous](#) [Page 4 of 11](#) [Next>](#)

[Orientation Online > Using Orientation Online](#)


- [Good Decision](#)
- [Goals of Orientation](#)
- [What will I get from Orientation Online](#)
- [What's in Orientation Online](#)
- [Login to Orientation Online](#)
- [O Week](#)
- [Prepare for uni](#)
- [Parents and Partners](#)
- [Email and Internet](#)
- [Important dates](#)
- [You have completed this section](#)



Updated on 14-May-2009
Copyright ©1995 to 2009, James Cook University. All rights reserved.
[Provide Feedback](#) [Terms of use](#) [Privacy statement](#)
CRICOS Provider Code:00117J. ABN 46253211955

What's in Orientation Online

- Module 4: Getting Organised before Teaching Starts
- Text, video, activities, demos, podcasts



» Using Orientation Online
» Meeting People and Finding Help
» Course and Career Goals
» Getting Organised before Teaching Starts
» Academic Success


INFORMATION FOR

- » Future Students
- » International Students
- » Current Students
- » Visitors
- » Staff
- » [Jobs at JCU](#)

INFORMATION ABOUT

- » [The University](#)
- » Governance & Planning
- » [Courses & Degrees](#)
- » [Research](#)
- » Teaching
- » Faculties & Divisions
- » Library & Computing
- » [Flora & Fauna](#)

What's in Orientation Online?



Orientation Online consists of 4 modules designed for you to complete in any order:


- Meeting People and Finding Help
- Course and Career Goals
- Getting Organised
- Academic Success

Throughout the program, you will see videos, text, demonstrations, exercises, and podcasts.

[<Previous](#) [Page 4 of 11](#) [Next>](#)

[Orientation Online > Using Orientation Online](#)


- [Good Decision](#)
- [Goals of Orientation](#)
- [What will I get from Orientation Online](#)
- [What's in Orientation Online](#)
- [Login to Orientation Online](#)
- [O Week](#)
- [Prepare for uni](#)
- [Parents and Partners](#)
- [Email and Internet](#)
- [Important dates](#)
- [You have completed this section](#)



Updated on 14-May-2009
Copyright ©1995 to 2009, James Cook University. All rights reserved.
[Provide Feedback](#) [Terms of use](#) [Privacy statement](#)
CRICOS Provider Code:00117J. ABN 46253211955

What's in Orientation Online

- Module 5: Academic Success
- Text, video, activities, demos, podcasts




» Using Orientation Online
» Meeting People and Finding Help
» Course and Career Goals
» Getting Organised before Teaching Starts
» Academic Success

INFORMATION FOR
» Future Students
» International Students
» Current Students
» Visitors
» Staff
» [Jobs at JCU](#)

INFORMATION ABOUT
» [The University](#)
» Governance & Planning
» [Courses & Degrees](#)
» [Research](#)
» Teaching
» Faculties & Divisions
» Library & Computing
» [Flora & Fauna](#)

What's in Orientation Online?



Orientation Online consists of 4 modules designed for you to complete in any order:


- Meeting People and Finding Help
- Course and Career Goals
- Getting Organised
- Academic Success

Throughout the program, you will see videos, text, demonstrations, exercises, and podcasts.

[<Previous](#) [Page 4 of 11](#) [Next>](#)

[Orientation Online > Using Orientation Online](#)

- [Good Decision](#)
- [Goals of Orientation](#)
- [What will I get from Orientation Online](#)
- [What's in Orientation Online](#)
- [Login to Orientation Online](#)
- [O Week](#)
- [Prepare for uni](#)
- [Parents and Partners](#)
- [Email and Internet](#)
- [Important dates](#)
- [You have completed this section](#)



Updated on 14-May-2009
Copyright © 1995 to 2009, James Cook University. All rights reserved.
[Provide Feedback](#) [Terms of use](#) [Privacy statement](#)
CRICOS Provider Code: 00117J. ABN 46253211955

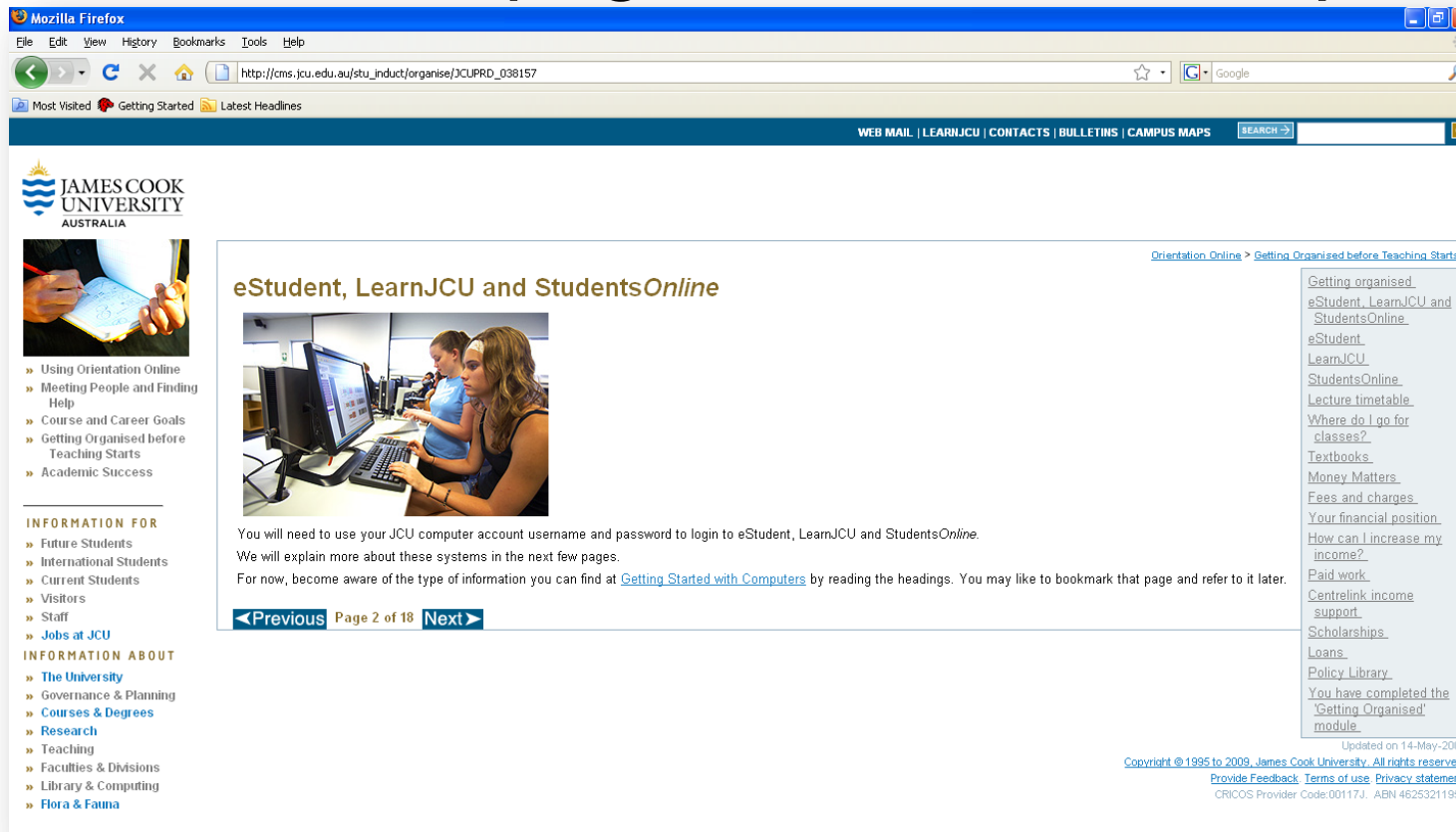
What's in Orientation Online

- Preparatory courses
 - Email and Internet
 - Lecture timetable
 - Campus maps
 - Census dates
 - IT systems
 - Fees and charges
 - Library and Computing Services
 - Tips for success
-



Navigating Orientation Online

- Index
- Links to webpages, video, transcripts



Mozilla Firefox

File Edit View History Bookmarks Tools Help

http://cms.jcu.edu.au/stu_induct/organise/JCUPRD_038157

Most Visited Getting Started Latest Headlines

WEB MAIL | LEARNJCU | CONTACTS | BULLETINS | CAMPUS MAPS

JAMES COOK UNIVERSITY AUSTRALIA

eStudent, LearnJCU and StudentsOnline

Orientation Online > Getting Organised before Teaching Starts



Getting organised
eStudent, LearnJCU and StudentsOnline
eStudent
LearnJCU
StudentsOnline
Lecture timetable
Where do I go for classes?
Textbooks
Money Matters
Fees and charges
Your financial position
How can I increase my income?
Paid work
Centrelink income support
Scholarships
Loans
Policy Library
You have completed the 'Getting Organised' module.

Updated on 14-May-2009

Copyright © 1995 to 2009, James Cook University. All rights reserved.
Provide Feedback Terms of use Privacy statement
CRICOS Provider Code: 00117J ABN 46253211955

Login to Orientation Online

- User manual vs instructions on page



- » Using Orientation Online
- » Meeting People and Finding Help
- » Course and Career Goals
- » Getting Organised before Teaching Starts
- » Academic Success

INFORMATION FOR

- » Future Students
- » International Students
- » Current Students
- » Visitors
- » Staff
- » **Jobs at JCU**

INFORMATION ABOUT

- » **The University**
- » Governance & Planning
- » **Courses & Degrees**
- » **Research**
- » Teaching
- » Faculties & Divisions
- » Library & Computing
- » **Flora & Fauna**

Login to Orientation Online

Before you login to Orientation Online, it may be helpful to read this page. If there's anything you don't understand, contact [InfoHelp](#) or read our [Online User's Manual](#).

Are you ready to login? [Yes](#)

Media files

Large media files are only loaded by following a link. If you are on a dial-up connection, avoid using these links. All media files have transcripts as an alternative. To view optional video demonstrations and to listen to audio, you will need to have a Flash player installed. For movies you will also need Quicktime player installed. Macromedia Web Players (Flash / Shockwave / Authorware) can be downloaded from <http://www.macromedia.com/shockwave/download/alternates/Flash> and QuickTime 7.1 can be downloaded from <http://www.apple.com.au/quicktime/download/>. These are not necessary for the core content, but it is recommended that you enable Javascript in your web browser.

Sound

You may want to have headphones ready or check how to turn the volume down before selecting video or audio options.

Username & Password

Login to Orientation Online with your JCU computer username and password. If you don't already have your username and password, go to the [JCU Enrolment Guide](#) for instructions. If you are not a student at JCU, you can access Orientation Online but will not be able to save responses to questions.


Your feedback

Please complete the Feedback Form at the end of the program.

[<Previous](#) [Page 5 of 11](#) [Next>](#)

[Orientation Online > Using Orientation Online](#)

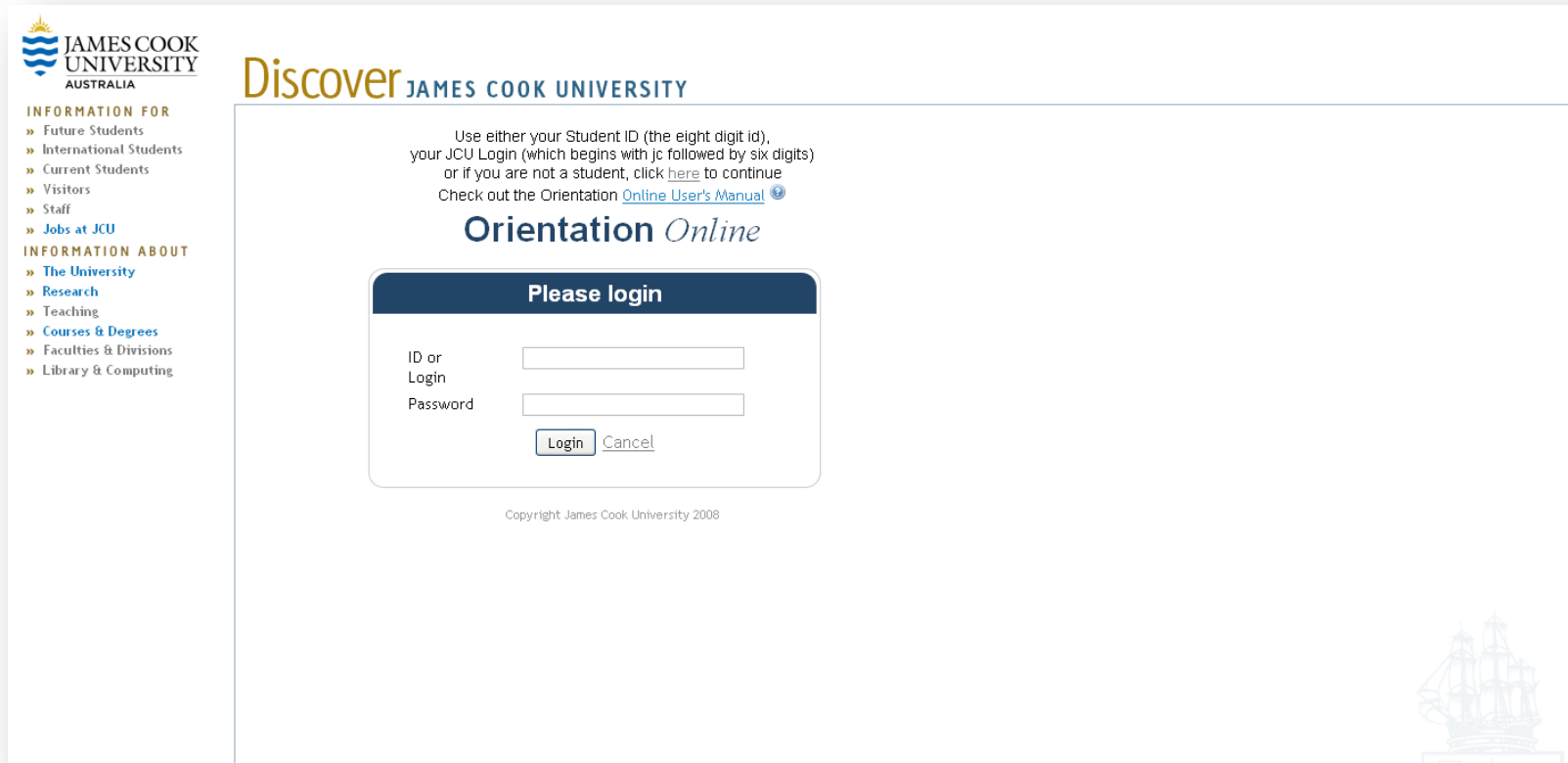
- [Good Decision](#)
- [Goals of Orientation](#)
- [What will I get from Orientation Online](#)
- [What's in Orientation Online](#)
- [Login to Orientation Online](#)
- [O Week](#)
- [Prepare for uni](#)
- [Parents and Partners](#)
- [Email and Internet](#)
- [Important dates](#)
- [You have completed this section](#)



Updated on 28-Apr-2009
Copyright © 1995 to 2009, James Cook University. All rights reserved.
[Provide Feedback](#) [Terms of use](#) [Privacy statement](#)

Login to Orientation Online

- Students use JCU username & password
- Staff, parents & partners can skip login



The screenshot shows the James Cook University Australia website. On the left is a navigation menu with links for 'Future Students', 'International Students', 'Current Students', 'Visitors', 'Staff', 'Jobs at JCU', 'The University', 'Research', 'Teaching', 'Courses & Degrees', 'Faculties & Divisions', and 'Library & Computing'. The main content area is titled 'Discover JAMES COOK UNIVERSITY' and contains instructions for login: 'Use either your Student ID (the eight digit id), your JCU Login (which begins with jc followed by six digits) or if you are not a student, click [here](#) to continue. Check out the Orientation [Online User's Manual](#).' Below this is the 'Orientation Online' heading and a 'Please login' form. The form has two input fields: 'ID or Login' and 'Password', followed by 'Login' and 'Cancel' buttons. A copyright notice 'Copyright James Cook University 2008' is at the bottom, and a faint ship logo is in the bottom right corner.

JAMES COOK UNIVERSITY AUSTRALIA

INFORMATION FOR

- » Future Students
- » International Students
- » Current Students
- » Visitors
- » Staff
- » [Jobs at JCU](#)

INFORMATION ABOUT

- » [The University](#)
- » [Research](#)
- » [Teaching](#)
- » [Courses & Degrees](#)
- » [Faculties & Divisions](#)
- » [Library & Computing](#)

Discover JAMES COOK UNIVERSITY

Use either your Student ID (the eight digit id), your JCU Login (which begins with jc followed by six digits) or if you are not a student, click [here](#) to continue. Check out the Orientation [Online User's Manual](#)

Orientation Online

Please login

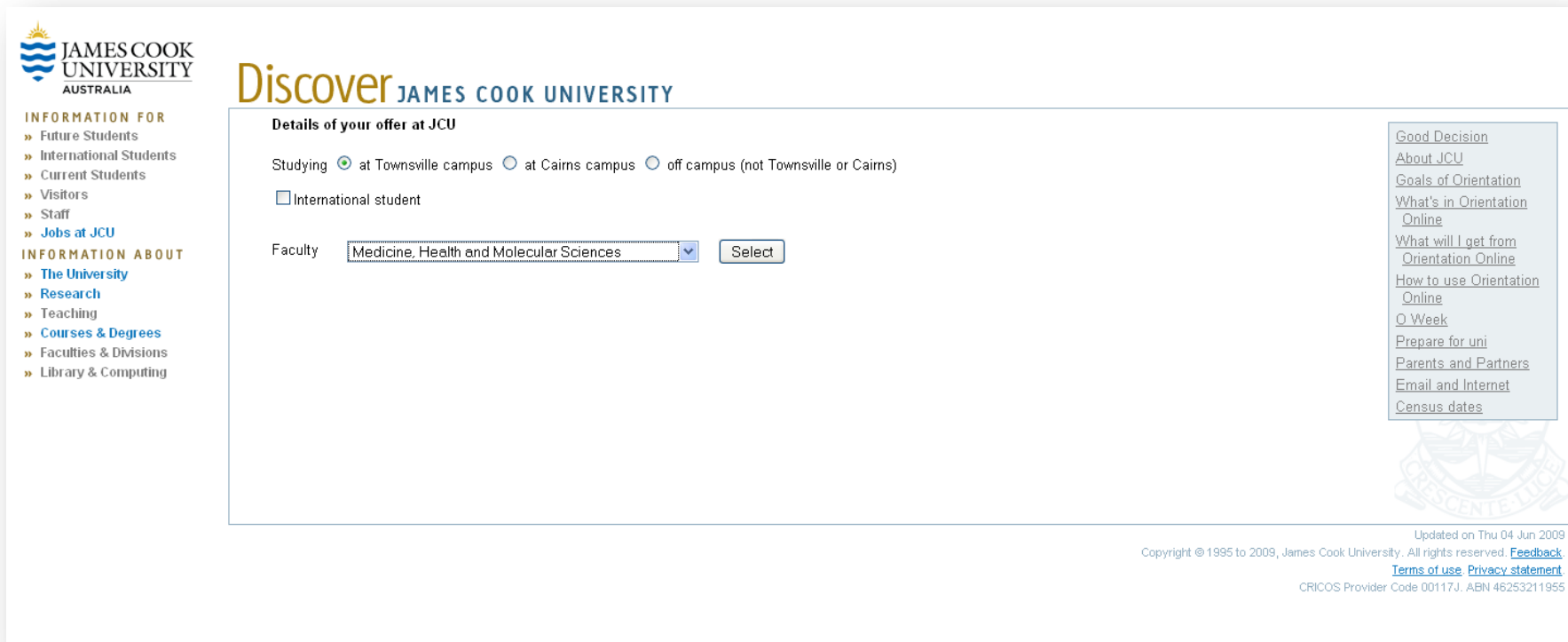
ID or Login

Password


Copyright James Cook University 2008

Login to Orientation Online

- Self-select for campus and faculty



The screenshot shows the 'Discover JAMES COOK UNIVERSITY' page. On the left is a navigation menu with links for 'INFORMATION FOR' (Future Students, International Students, Current Students, Visitors, Staff, Jobs at JCU) and 'INFORMATION ABOUT' (The University, Research, Teaching, Courses & Degrees, Faculties & Divisions, Library & Computing). The main content area is titled 'Details of your offer at JCU' and includes options for 'Studying' (at Townsville campus, at Cairns campus, off campus) and a checkbox for 'International student'. Below this is a 'Faculty' dropdown menu with 'Medicine, Health and Molecular Sciences' selected and a 'Select' button. On the right is a sidebar with links: Good Decision, About JCU, Goals of Orientation, What's in Orientation Online, What will I get from Orientation Online, How to use Orientation Online, O Week, Prepare for uni, Parents and Partners, Email and Internet, and Census dates. The footer contains copyright information, a feedback link, and terms/privacy links.

 JAMES COOK UNIVERSITY AUSTRALIA

Discover JAMES COOK UNIVERSITY

Details of your offer at JCU

Studying ☒ at Townsville campus ☐ at Cairns campus ☐ off campus (not Townsville or Cairns)

☐ International student


Faculty

[Good Decision](#)
[About JCU](#)
[Goals of Orientation](#)
[What's in Orientation Online](#)
[What will I get from Orientation Online](#)
[How to use Orientation Online](#)
[O Week](#)
[Prepare for uni](#)
[Parents and Partners](#)
[Email and Internet](#)
[Census dates](#)

Updated on Thu 04 Jun 2009
Copyright © 1995 to 2009, James Cook University. All rights reserved. [Feedback](#)
[Terms of use](#) [Privacy statement](#)
CRICOS Provider Code 00117J. ABN 46253211955

Interactivity in Orientation Online

- Students can save responses to questions



UNIVERSITY
AUSTRALIA

Discover JAMES COOK UNIVERSITY

INFORMATION FOR

- » Future Students
- » International Students
- » Current Students
- » Visitors
- » Staff
- » **Jobs at JCU**

INFORMATION ABOUT

- » **The University**
- » **Research**
- » Teaching
- » **Courses & Degrees**
- » Faculties & Divisions
- » Library & Computing

Your goals

It's most likely you want to prepare for a new career or to improve your career prospects.
If that's the case, it's important to keep your career goal in mind while you are a student at JCU.
You can do more during your time at JCU to help your career than just passing subjects.
Take some time now to think about your career goals and expectations of university life. You will find it interesting to look back at your answers as you progress through your course.

Why did you apply to go to university?

I want to do something meaningful to me and provide a positive example for my kids.

What job opportunities will be open to you when you graduate?

I don't know, maybe teaching English overseas or doing translations.

What areas of study interest you most?

French, literature, Indigenous Australian history and culture

What areas of study do you expect to need help with?

Speaking French

What do you expect university life to be like?


Challenging, lots of distractions, not enough money or time to have fun.

What do you think will be fun when you are studying at university?

Joining a bizarre club and taking up an obscure hobby. Maybe just hanging out with new friends.


If you're not sure of your career goal, we can help. Go to [Career Action Plan](#), [Career Planning Module](#) or contact a [JCU Careers Counsellor](#).

Save Goals




Interactivity in Orientation Online

- Student selects video vs transcript



JAMES COOK
UNIVERSITY
AUSTRALIA



- » Using Orientation Online
- » Meeting People and Finding Help
- » Course and Career Goals
- » Getting Organised before Teaching Starts
- » Academic Success

INFORMATION FOR

- » Future Students
- » International Students
- » Current Students
- » Visitors
- » Staff
- » **Jobs at JCU**

INFORMATION ABOUT


- » **The University**
- » Governance & Planning
- » **Courses & Degrees**
- » **Research**
- » Teaching
- » Faculties & Divisions
- » Library & Computing
- » **Flora & Fauna**

Lecture timetable

If you are studying on campus, you will need a lecture timetable. Nursing students go to the [Nursing homepage](#) to view your lecture timetable.

Questions

If you have any questions about your timetable, contact your faculty office. Contact details are listed in the [JCU Enrolment Guide](#).



To learn how to view your lecture timetable, go to our [video](#) demonstration (1.45Mb) or follow the instructions in the [transcript](#).

Orientation Online > [Getting Organised before Teaching Starts](#)



- [Getting organised](#)
- [eStudent, LearnJCU and StudentsOnline](#)
- [eStudent](#)
- [LearnJCU](#)
- [StudentsOnline](#)
- [Lecture timetable](#)
- [Where do I go for classes?](#)
- [Textbooks](#)
- [Money Matters](#)
- [Fees and charges](#)
- [Your financial position](#)
- [How can I increase my income?](#)
- [Paid work](#)
- [Centrelink income support](#)
- [Scholarships](#)
- [Loans](#)
- [Policy Library](#)
- [You have completed the 'Getting Organised' module](#)

◀ Previous Page 6 of 18 Next ▶

Updated on 04-Jun-2009
Copyright © 1995 to 2009, James Cook University. All rights reserved.
[Provide Feedback](#) [Terms of use](#) [Privacy statement](#)
CRICOS Provider Code: 00117J. ABN 46253211955

Interactivity in Orientation Online

- Podcasts to promote first year subjects



- » Using Orientation Online
- » Meeting People and Finding Help
- » Course and Career Goals
- » Getting Organised before Teaching Starts
- » Academic Success

INFORMATION FOR

- » Future Students
- » International Students
- » Current Students
- » Visitors
- » Staff
- » Jobs at JCU

INFORMATION ABOUT

- » The University
- » Governance & Planning
- » Courses & Degrees
- » Research
- » Teaching
- » Faculties & Divisions
- » Library & Computing
- » Flora & Fauna

Getting the basics right

If you want to improve your understanding of maths, physics and/or chemistry, or you want to strengthen your skills in reading, writing and computers, consider taking one or more of the following subjects.

You will need to check with your Faculty Office to see whether you can take these subjects within your course.


Click on the subject title for more information about the subject.

Subject	Lecturer	Audio
CH1020 Preparatory Chemistry	Dr Michael Liddell	Podcast (1.34Mb) Transcript
CU1010 Effective Writing	Assoc Prof Richard Lansdown	Podcast (0.82Mb) Transcript
CP1030 Introduction to IT	Mr Eugene McArdle	Podcast (1.35Mb) Transcript
CV1200 Effective Speaking	Ms Debra Thomas	Podcast (0.51Mb) Transcript
EL1100 Effective Reading	Dr Greg Manning	Podcast (1.43Mb) Transcript
MA1020 Preparatory Mathematics	Mr David Godwin	Podcast (1.14Mb) Transcript
PH1001 Preparatory Physics	Mr David Godwin	Podcast (1.57Mb) Transcript

[<Previous](#) [Page 4 of 5](#) [Next>](#)

[Orientation Online > Course and Career Goals](#)

[Course and career goals](#)
[Terminology](#)
[Your faculty](#)
[Getting the basics right](#)
[You have completed the 'Goals' module](#)



Updated on 06-Dec-2008

Copyright © 1995 to 2009, James Cook University. All rights reserved.
[Provide Feedback](#) [Terms of use](#) [Privacy statement](#)
CRICOS Provider Code: 00117J. ABN 46253211955

Feedback on Orientation Online

- 20% of users provided feedback



- » Using Orientation Online
- » Meeting People and Finding Help
- » Course and Career Goals
- » Getting Organised before Teaching Starts
- » Academic Success

INFORMATION FOR

- » Future Students
- » International Students
- » Current Students
- » Visitors
- » Staff
- » [Jobs at JCU](#)

INFORMATION ABOUT

- » [The University](#)
- » Governance & Planning
- » [Courses & Degrees](#)
- » [Research](#)
- » Teaching
- » Faculties & Divisions
- » Library & Computing
- » [Flora & Fauna](#)

Orientation Online Feedback Form

We welcome your feedback and comments on any aspect of Orientation Online.

The feedback you provide will help us improve Orientation Online for our next intake of new students..

Your Name (optional):

Your email address (optional)

How would you describe yourself?

- ☐ New student
☐ Family or friend of a new student
☐ Staff member
☐ Future student

How useful was Orientation Online to you?

- ☐ Very useful
☐ Somewhat useful
☐ Not at all useful

How easy was Orientation Online to use?

- ☐ Very easy
☐ Somewhat easy
☐ Not at all easy

What could we add to Online Orientation that would help new students?:

What were the least useful parts of Orientation Online?:

Additional comments, queries or feedback

[INTERNET ONLINE](#) » [ACADEMIC SUCCESS](#)

- [Academic success](#)
- [Learning skills online](#)
- [Writing skills online](#)
- [Contact a learning adviser](#)
- [Your study schedule](#)
- [Using our Library and computing services](#)
- [Finding the JCU Library and Computing Services](#)
- [Library catalogue \(Tropicat\)](#)
- [Borrowing books](#)
- [Reserve Online](#)
- [Getting help with the Library and computers](#)
- [You have completed the 'Academic Success' module](#)
- [You are ready to start uni](#)
- [Orientation Online Feedback](#)



Orientation Online

- Successful trial in 2009
- Usage expected to grow

